



Coronavirus Disease 2019 (COVID-19)

Daily Situation Report of the Robert Koch Institute

09/01/2021 - UPDATED STATUS FOR GERMANY

Confirmed cases		7-day incidence (7-di)		Vaccination monitoring	DIVI-Intensive care register
Total ¹	Active cases ²	Total population	No. of districts with 7-di > 50/100,000 pop	No. of vaccinations in last 24h	Change to previous day for cases currently in ICU
+24,694 (1,891,581)	+5,900 [ca. 339,900]	154 cases/ 100,000 pop	+9 [404/412]	+50,066	-70 [5,414]
Recovered ³	Deaths	60-79 years	80+ years	Total no. of vaccinated with one vaccine dose	Completed ICU treatment; thereof deceased [%]
+17,700 (ca. 1,511,800)	+1,083 (39,878)	123 cases/ 100,000 pop	298 cases/ 100,000 pop	532,878	+736 33 %
		No. of districts with 7-di > 100/100,000 pop			
		+40 [320/412]			

Numbers in () brackets show cumulative values, numbers in [] brackets show current values.

¹ The difference to the previous day relates to data entry at RKI; due to delay in data transmission former cases may be included.

² Active cases were calculated from the number of transmitted cases minus deaths and the estimated number of recovered cases.

³ The algorithm for estimation of recovered cases considers information about disease onset and hospitalization but not for late effects because such data were not recorded regularly.

COVID-19 cases are notified to the local public health department in the respective districts, in accordance with the German Protection against Infection Act (IfSG). The data are further transmitted through the respective federal state health authority to the Robert Koch Institute (RKI). This situation report presents the uniformly recorded nationwide data on laboratory-confirmed COVID-19 cases transmitted to RKI.

– Changes since the last report are marked *blue* in the text –

Summary (as of 09/01/2021, 12:00 AM)

- Currently, the number of transmissions in the population in Germany is high. RKI now judges the level of threat to the health of the general population as **very high**.
- Yesterday, **24,694** new laboratory-confirmed COVID-19 cases as well as **1,083** new deaths associated with COVID-19 were transmitted to the RKI in Germany. The national 7-day incidence is **154** cases per 100,000 population. In Saxony and Thuringia, it is markedly above the national incidence.
- **All 412** districts have a high 7-day COVID-19 incidence. **320** districts have an incidence of >100 cases/100,000 population and of these, **49** districts have an incidence of >250-500 cases/100,000 population, and **two** districts have an incidence of >500 cases/100,000 population.
- The 7-day incidence of people 60-79 years is currently **123** and of people ≥80 years **298** cases/100,000 population.
- The high nationwide number of cases is caused by increasingly diffuse transmission, with numerous clusters especially in households, occupational settings and nursing and long-term care homes.
- On **09/01/2021 (12:15 PM)** **5,414** COVID-19 patients were in intensive care. In the preceding 24 hours, **+736** existing patients had been discharged (33% of whom had died) and **+666** patients were newly admitted. The resulting number of cases under treatment was **-70** more than the prior day.
- Since 26/12/2020 a total of **532,878** people in Germany have been vaccinated against COVID-19 (**6,4** vaccinated per 1,000 population) (<http://www.rki.de/covid-19-impfquoten>).
- Testing and notification activities may have been lower during the festive season, resulting in a putatively incomplete picture of the epidemiological situation in Germany of the previous two weeks.

Epidemiological Situation in Germany

In accordance with the international standards of WHO¹ and ECDC², the RKI considers all laboratory confirmations of SARS-CoV-2 and confirms these via nucleic acid based (e.g. PCR) or direct pathogen detection, irrespective of the presence and severity of clinical symptoms, as COVID-19 cases. Thus, in the following report the term "COVID-19 cases" covers acute SARS-CoV-2 infections as well as cases of COVID-19 disease.

General current assessment

Since the beginning of December, there has been a renewed sharp rise in the number of cases. During the holidays, the number of cases decreased. In the last few days, the number of cases has risen again. Whether this trend will continue, beyond the expected retesting and re-reporting, will only become clear in the course of the next few days.

The R-value is currently around 1. However, due to the still very high number of infected persons in Germany, this still means a high number of new infections per day. [Due to the recent holidays, there may still be a delay in the detection, recording and transmission of COVID-19 cases, so that the R-value should be interpreted with caution.](#)

Outbreaks are being reported from various districts throughout Germany, currently particularly in nursing and long-term care homes, occupational settings and households. Additionally, in many districts, there is an increasingly diffuse spread of SARS-CoV-2 without traceable transmission chains.

Since patients in older age groups more often have more severe illness due to COVID-19, the number of serious cases and deaths remains on a high level. These can be avoided if all prevent the spread of the SARS-CoV-2 virus with the help of infection control measures.

It is therefore still necessary for the entire population to be committed to infection prevention and control, e.g. by consistently observing rules of distance and hygiene - also outdoors -, by ventilating indoor spaces and, where indicated, by wearing a community mask correctly. Crowds of people - especially indoors - should be avoided.

On 12/19/2020, a new virus variant (B.1.1.7) was reported in the UK. To date, it is unknown how the new virus variant will affect the COVID-19 pandemic. Cases with the new variant have already been detected in numerous countries around the world. So far, a few cases of this new variant have been transmitted to the RKI. Further cases may be expected. WHO has also reported another new virus variant detected in South Africa possibly associated with higher transmissibility and more severe disease.

Due to the holidays, it should be noted when interpreting the case numbers that, on the one hand, fewer people usually visited a doctor, as a result of which fewer samples were taken and fewer laboratory tests were performed. This may lead to fewer notified cases at the local level and hence to fewer transmitted COVID-19 cases to the RKI. Furthermore, not all local and state health authorities transmit data to the RKI on all days.

¹ World Health Organization, https://www.who.int/publications/i/item/WHO-2019-nCoV-Surveillance_Case_Definition-2020.1

² European Centre for Disease Prevention and Control, <https://www.ecdc.europa.eu/en/covid-19/surveillance/case-definition>

Geographical distribution of cases

Epidemiological analyses are based on validated cases notified electronically to the RKI in line with the Protection Against Infection Law (Data closure: 12:00 AM daily). Since January 2020, a total of **1,891,581 (+24,694)** laboratory-confirmed cases of COVID-19 have been reported to and validated by the RKI (Table 1).

Table 1: Number and cumulative incidence (per 100,000 population) of laboratory-confirmed COVID-19 cases and deaths for each federal state electronically reported to RKI, Germany (09/01/2021, 12:00 AM). The number of new cases includes positive cases notified to the local health department at the same day, but also at previous days.

Federal State	Cumulative cases			Last 7 days		Cumulative deaths	
	Total number of cases	Number of new cases*	Cases/100,000 pop.	Cases in the last 7 days	7-day incidence/100,000 pop.	Number of deaths	Number of deaths/100,000 pop.
Baden-Wuerttemberg	257,403	2,751	2,319	13,830	125	5,464	49.2
Bavaria	351,615	3,472	2,679	19,416	148	7,786	59.3
Berlin	105,118	1,479	2,865	6,730	183	1,547	42.2
Brandenburg	49,531	1,180	1,964	6,158	244	1,281	50.8
Bremen	14,257	80	2,093	558	82	219	32.1
Hamburg	40,123	536	2,172	2,496	135	792	42.9
Hesse	148,863	1,851	2,367	9,294	148	3,461	55.0
Mecklenburg-Western Pomerania	14,429	398	897	1,998	124	235	14.6
Lower Saxony	118,305	1,873	1,480	8,114	102	2,313	28.9
North Rhine-Westphalia	424,492	4,302	2,365	25,564	142	7,866	43.8
Rhineland-Palatinate	79,252	1,165	1,936	5,455	133	1,740	42.5
Saarland	21,642	321	2,193	1,521	154	529	53.6
Saxony	152,459	2,752	3,744	13,809	339	3,981	97.8
Saxony-Anhalt	35,734	763	1,628	4,064	185	832	37.9
Schleswig-Holstein	28,056	514	966	2,796	96	534	18.4
Thuringia	50,302	1,257	2,358	6,172	289	1,298	60.8
Total	1,891,581	24,694	2,274	127,975	154	39,878	47.9

Quality checks and data cleaning by the health authorities and regional offices can lead to corrections to cases previously transmitted (e. g. detection of duplicate reports). This can occasionally lead to negative values for the number of new cases.

*During the festive season COVID-19 cases were detected, notified and transmitted with delays.

Distribution of cases over time

The first COVID-19 cases in Germany were notified in January 2020. Figure 1 shows COVID-19 cases transmitted to RKI according to date of illness onset from 01/03/2020 onwards. Of these cases, the onset of symptoms is unknown for **1,045,962** cases (55%) thus their date of reporting is provided in Figure 1.

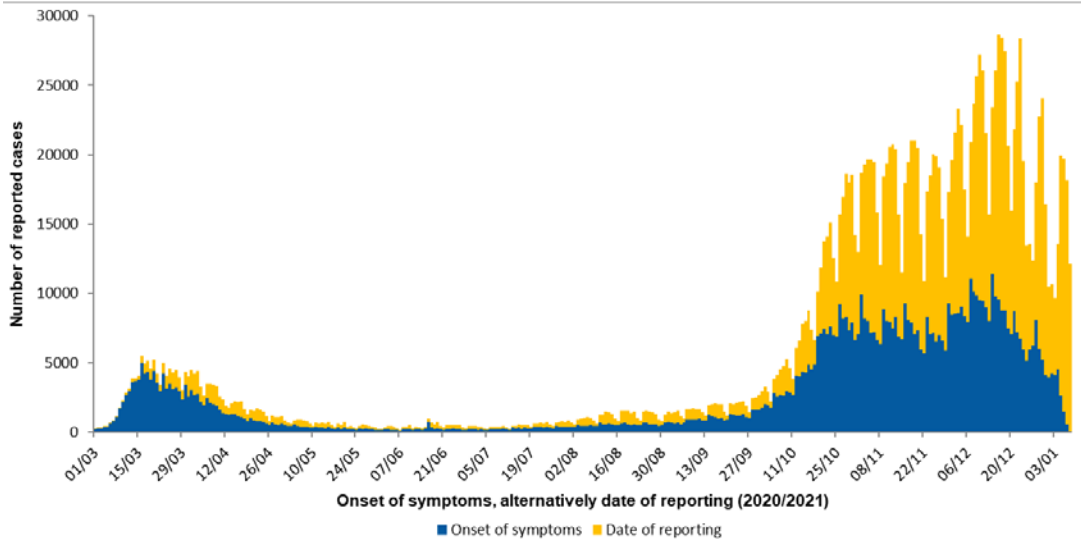


Figure 1: Number of COVID-19 cases in Germany electronically reported to the RKI by the date of symptoms onset or – if unknown – alternatively by date of reporting since 01/03/2020 (09/01/2021, 12:00 AM).

*During the festive season COVID-19 cases were detected, notified and transmitted with delays.

Outbreaks

An increased incidence of >25 cases in 7 days/100,000 population was reported in all 412 districts. There are 49 districts with incidences of >250 to 500 cases/100,000 in the last 7 days and there are two districts with an incidence if >500 cases/100,000 in the last 7 days. The dashboard (<https://corona.rki.de>) shows all affected districts.

In most districts, the transmission is diffuse with many outbreaks particularly in retirement and nursing homes, occupational settings and private households. In some counties, a specific, larger outbreak is known to be the cause of the high incidence. Many smaller outbreaks continue to contribute to the elevated incidence, for example outbreaks in hospitals.

Estimation of the reproduction number (R)

The reproduction number, R , is defined as the mean number of people infected by one infected person. The estimation of the R -value is based on the so-called nowcasting (Figure 2), a statistical procedure that shows the development of the number of cases after the onset of the disease and also forecasts it for the last few days. This forecast is subject to uncertainty, which is also reflected in the prediction intervals given for the R -value. After other case reports have been received at the RKI, the R -value is adjusted for the past days and, if necessary, corrected upwards or downwards. In recent weeks, values reported at the beginning of a week were typically corrected slightly upwards. They had thus slightly underestimated the real COVID-19 events in Germany, values estimated towards the end of a week were more stable. The currently estimated course of the R -value is shown in Figure 3.

4-day R-value	7-day R-value
1.46	1.17
(95%-prediction interval: 1.19 – 1.75)	(95%-prediction interval: 1.05 – 1.30)

Delays in reporting of case numbers at weekend days can lead to cyclical fluctuations of the 4-day R -value. The 7-day R -value is less affected because all week days are used to determine the value. During the festive season COVID-19 cases were detected, notified and transmitted with delays, thus the R -value may be under-estimated.

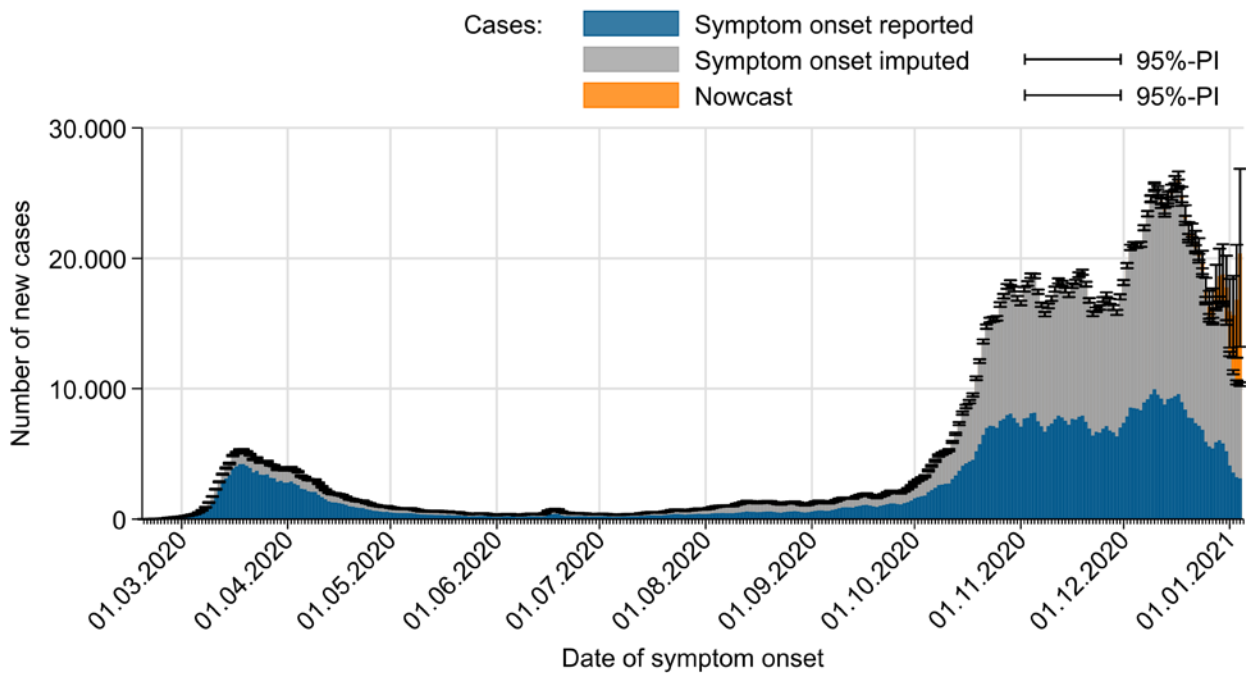


Figure 2: Number of notified COVID-19 cases with known date of illness onset (dark blue), estimated date of illness onset for cases without reported date of onset (grey) and estimated number of not yet notified cases according to illness onset electronically reported to RKI (orange) (as of 09/01/2021, 12 AM, considering cases up to 05/01/2021).
 *During the festive season COVID-19 cases were detected, notified and transmitted with delays.

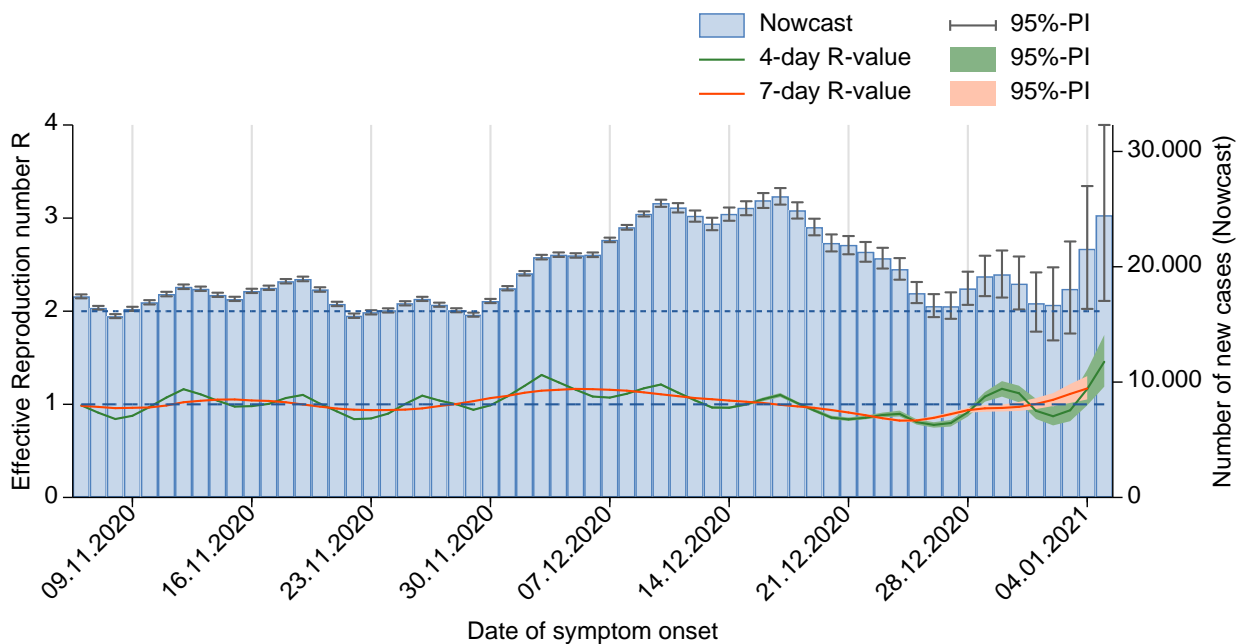


Figure 3: The estimated R-values (in green and orange) over the last 60 days, against the background of estimated number of COVID-19 cases according to illness onset (as of 09/01/2021, 12 AM, considering cases up to 05/01/2021).
 *During the festive season COVID-19 cases were detected, notified and transmitted with delays.

The R-value is currently around 1. However, due to the still very high number of infected persons in Germany, this still means a high number of new infections per day. **Due to the recent holidays, there may still be a delay in the detection, recording and transmission of COVID-19 cases, so that the R-value should be interpreted with caution.**

Sample calculations as well as an excel sheet presenting both R-values with daily updates can be found under www.rki.de/covid-19-nowcasting. A detailed description of the methodology is available at https://www.rki.de/DE/Content/Infekt/EpidBull/Archiv/2020/17/Art_02.html (Epid. Bull, 17 | 2020 from 23/04/2020).

DIVI intensive care register

The German Interdisciplinary Association for Intensive and Emergency Medicine (DIVI) has in collaboration with RKI established a registry to document the number of available intensive care beds as well as the number of COVID-19 cases treated in participating hospitals on a daily basis. Since 16/04/2020, all hospitals with intensive care beds are required to report (<https://www.intensivregister.de/#/index>).

As of 09/01/2021, a total of **1,285** hospitals or departments reported to the DIVI registry. Overall, **26,932** intensive care beds were registered, of which **22,568** (84%) are occupied, and **4,364** (16%) are currently available. The number of COVID-19 cases treated in participating hospitals is shown in Table 2.

Table 2: COVID-19 patients requiring intensive care (ICU) recorded in the DIVI register (09/01/2021, 12:15 PM).

		Number of patients	Change to previous day*
Currently	Currently in ICU	5,414	-70
	- thereof with invasive ventilation	3,066 (57%)	-4
	New admissions to ICU		+666
Total	Discharged from ICU	55.998	+736
	- thereof deaths	14.996 (27%)	+245 (33%)

*The interpretation of these numbers must consider the number of reporting hospitals and therefore the number of reported patients may change from day to day. On certain days, this can explain an occasionally important decrease or increase in the cumulative number of discharged patients or deaths compared with the day before.

Risk Assessment by the RKI

In view of persistently high case numbers, the RKI now judges the threat to the health of the general population to be **very high**. The revised version highlights the increasingly diffuse SARS-CoV-2 transmission as well as the occurrence of outbreaks especially in households, occupational settings and nursing and senior care homes.

Therefore, more rigorous case finding and contact tracing as well as better protection of vulnerable groups is essential. Vulnerable persons can only be reliably protected if the number of new infections can be substantially reduced. The current version can be found here:

https://www.rki.de/DE/Content/InfAZ/N/Neuartiges_Coronavirus/Risikobewertung.html *(in German)*

Measures taken in Germany

Measures taken in Germany

- Further governmental resolutions regarding additional containment measures (Lockdown, 05/01/2021, *in German*) <https://www.bundesregierung.de/breg-de/themen/coronavirus/mpk-beschluss-corona-1834364>
- Vaccination started in Germany on the 26th of December 2020 <http://www.rki.de/covid-19-impfquoten> *(in German)*
- Regulation to protect against entry-related infection risks regarding novel mutations of the coronavirus SARS-CoV-2 (21/12/2020, *in German*)

Note: The report is a snapshot and is continuously updated.

- https://www.bundesgesundheitsministerium.de/fileadmin/Dateien/3_Downloads/C/Coronavirus/Verordnungen/CoronaSchV_BAnz_AT_21.12.2020_V4.pdf
- Information on the designation of international risk areas
https://www.rki.de/DE/Content/InfAZ/N/Neuartiges_Coronavirus/Risikogebiete_neu.html
 - Recommendations on COVID-19-vaccination (17.12.2020. *in German*)
<https://www.rki.de/DE/Content/Infekt/Impfen/ImpfungenAZ/COVID-19/Impfempfehlung-Zusfassung.html>
 - Third law on protection of the population in the event of an epidemic of national concern (18/11/2020. *in German*) <https://www.bundesgesundheitsministerium.de/service/gesetze-und-verordnungen/guv-19-lp/drittes-bevoelkerungsschutzgesetz.html>
 - National Testing Strategy – who will be tested for SARS-CoV-2 in Germany (30/11/2020. *in German*)
https://www.rki.de/DE/Content/InfAZ/N/Neuartiges_Coronavirus/Teststrategie/Nat-Teststrat.html
 - Important information and guidance on the novel coronavirus SARS-CoV-2 for returning travellers (08/11/2020)
https://www.rki.de/DE/Content/InfAZ/N/Neuartiges_Coronavirus/Transport/BMG_Merkblatt_Reisende_Tab.html
 - Selected and regularly updated information on COVID-19
<https://www.rki.de/EN/Content/infections/epidemiology/outbreaks/COVID-19/COVID19.html>
 - The ministry of health has published a record of all measures implemented in Germany since 27/01/2020 (*in German*)
<https://www.bundesgesundheitsministerium.de/coronavirus/chronik-coronavirus.html>
 - Information from the Ministry of Health for travellers entering Germany: Frequently asked questions and answers (*in German*)
<https://www.bundesgesundheitsministerium.de/coronavirus-infos-reisende/fag-tests-einreisende.html>
 - Corona-Warn-App
<https://www.rki.de/EN/Content/infections/epidemiology/outbreaks/COVID-19/CWA/CWA.html>
 - Information on additional regulations at the regional level regarding control measures such as physical distancing or quarantine regulations for persons entering from other countries can be accessed here (*in German*):
<https://www.bundesregierung.de/breg-de/themen/coronavirus/corona-bundeslaender-1745198>
 - Data on current disease activity can be found on the RKI dashboard:
<https://corona.rki.de/>