



Coronavirus Disease 2019 (COVID-19)

Weekly Situation Report of the Robert Koch Institute

CALENDAR WEEK 15/2021 - UPDATED STATUS FOR GERMANY

As of March 6, 2021, the situation report in English language is published by the Robert Koch Institute on a weekly base. For information on daily COVID-19 epidemiology in Germany, the Dashboard is updated on a daily base. In addition, daily situation reports in German language, information on vaccination data and intensive care registry as well as other data are regularly uploaded on our website (see information sources at end of this report).

In this situation report, the following information is given: overview on epidemiological situation, demographic distribution of cases, surveys on SARS-CoV-2 laboratory tests in Germany additional RKI based surveillance systems.

– Changes since the last report are marked *blue* in the text –

Epidemiological Situation in Germany

As of **April 15, 2021**

Confirmed cases		7-day incidence (7-di)			Vaccination monitoring	DIVI-Intensive care register
Total ¹	Active cases ²	Total population	No. of districts with 7-di > 50/100,000 pop		No. of vaccinations reported in last 24h	Change to previous day for cases currently in ICU
+29,426 (3,073,442)	+11,700 [ca. 257,900]	160 cases/ 100,000 pop	+3 [406/412]		1st vaccin. +662,711 2nd vaccin. +75,790	-1 [4,679]
Recovered ³	Deaths	60-79 years	80+ years	No. of districts with 7-di > 100/100,000 pop	Total no. of vaccinated with one/two vaccine dose/s and share of population	Died on ICU compared to the previous day
+17,400 (ca. 2,736,100)	+293 (79,381)	101 cases/ 100,000 pop	71 cases/ 100,000 pop	+7 [351/412]	N1: 14,773,908 (17.8%) N2: 5,276,028 (6.3%)	+149

As of **15/04/2021**, **3,073,442** laboratory-confirmed COVID-19 cases as well as **79,381** deaths associated with COVID-19 were transmitted to the RKI. The national 7-day incidence is **160** cases per 100,000 population.

Since 26/12/2020, a total of **14,773,908** people in Germany have been vaccinated at least once (vaccination rate **17.8%**) and of those **5,276,028** people twice (vaccination rate **6.3%**) against COVID-19.

On 15/04/2021 (12:15 PM), 4,679 COVID-19 patients were in intensive care. +455 COVID-19 patients were newly admitted. The resulting number of cases under treatment was -1 compared to the prior day. 149 COVID-19 patients died on ICU since the prior day.

Geographical distribution of cases

Table 1 shows the number of laboratory-confirmed cases of COVID-19 reported to and validated by the RKI.

Table 1: Number and cumulative incidence (per 100,000 population) of laboratory-confirmed COVID-19 cases and deaths for each federal state electronically reported to RKI, Germany (15/04/2021, 12:00 AM). The number of new cases includes positive cases notified to the local health department at the same day, but also at previous days.

Federal State	Cumulative cases			Last 7 days		Cumulative deaths	
	Total number of cases	Number of new cases	Cases/100,000 pop.	Cases in the last 7 days	7-day incidence/100,000 pop.	Number of deaths	Number of deaths/100,000 pop.
Baden-Wuerttemberg	396,512	3,880	3,572	18,347	165	9,007	81
Bavaria	541,911	5,096	4,129	23,410	178	13,657	104
Berlin	155,995	1,327	4,251	5,038	137	3,133	85
Brandenburg	94,981	883	3,766	3,916	155	3,430	136
Bremen	22,923	270	3,365	1,160	170	427	63
Hamburg	66,663	479	3,609	2,337	127	1,423	77
Hesse	238,586	1,992	3,794	10,436	166	6,565	104
Mecklenburg-Western Pomerania	35,094	573	2,182	2,540	158	919	57
Lower Saxony	215,704	2,308	2,698	9,436	118	5,104	64
North Rhine-Westphalia	663,755	6,318	3,698	28,461	159	14,761	82
Rhineland-Palatinate	126,606	1,206	3,093	5,385	132	3,422	84
Saarland	33,998	198	3,445	1,162	118	940	95
Saxony	240,443	2,416	5,905	9,580	235	8,654	213
Saxony-Anhalt	80,968	883	3,689	4,176	190	2,885	131
Schleswig-Holstein	54,142	407	1,865	2,249	77	1,471	51
Thuringia	105,161	1,190	4,929	5,529	259	3,583	168
Total	3,073,442	29,426	3,696	133,162	160	79,381	95

Quality checks and data cleaning by the health authorities and regional offices can lead to corrections to cases previously transmitted (e.g. detection of duplicate reports). This can occasionally lead to negative values for the number of new cases.

Demographic distribution of cases

The age-specific 7-day incidence is shown using a heat map (Figure 1), age-specific case numbers and age-specific 7-day incidences can be accessed at: www.rki.de/covid-19-altersverteilung.

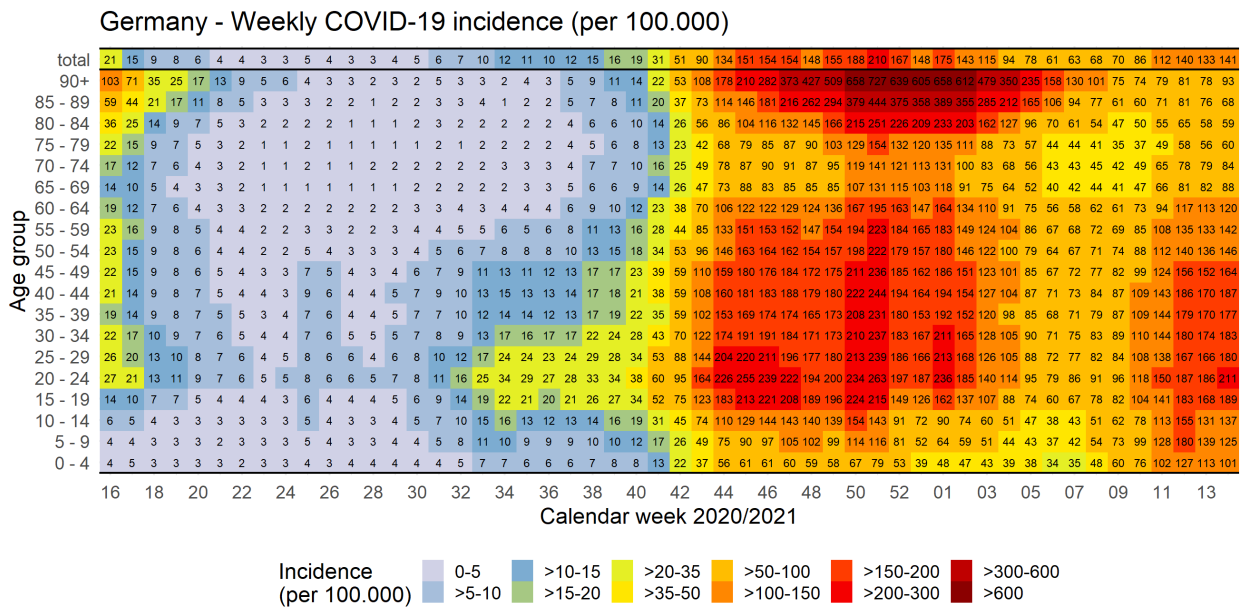


Figure 1: 7-day-incidence of notified COVID-19 cases by age group and reporting week (n=3,014,986 cases with respective data in the weeks 16 to 53, 2020, and weeks 01-14, 2021 (as of 13/04/2021, 12:00 AM). Data from the mandatory surveillance system according to the German Data Protection Act.

Figure 2 displays the total number of cases with or without COVID-19 relevant symptoms as well as proportion of hospitalized and deceased. As deaths occur on average 2-3 weeks after infection, further reports of deaths are expected for the most recent three weeks. The data on which the figure is based can be found at: www.rki.de/covid-19-tabelle-klinische-aspekte.

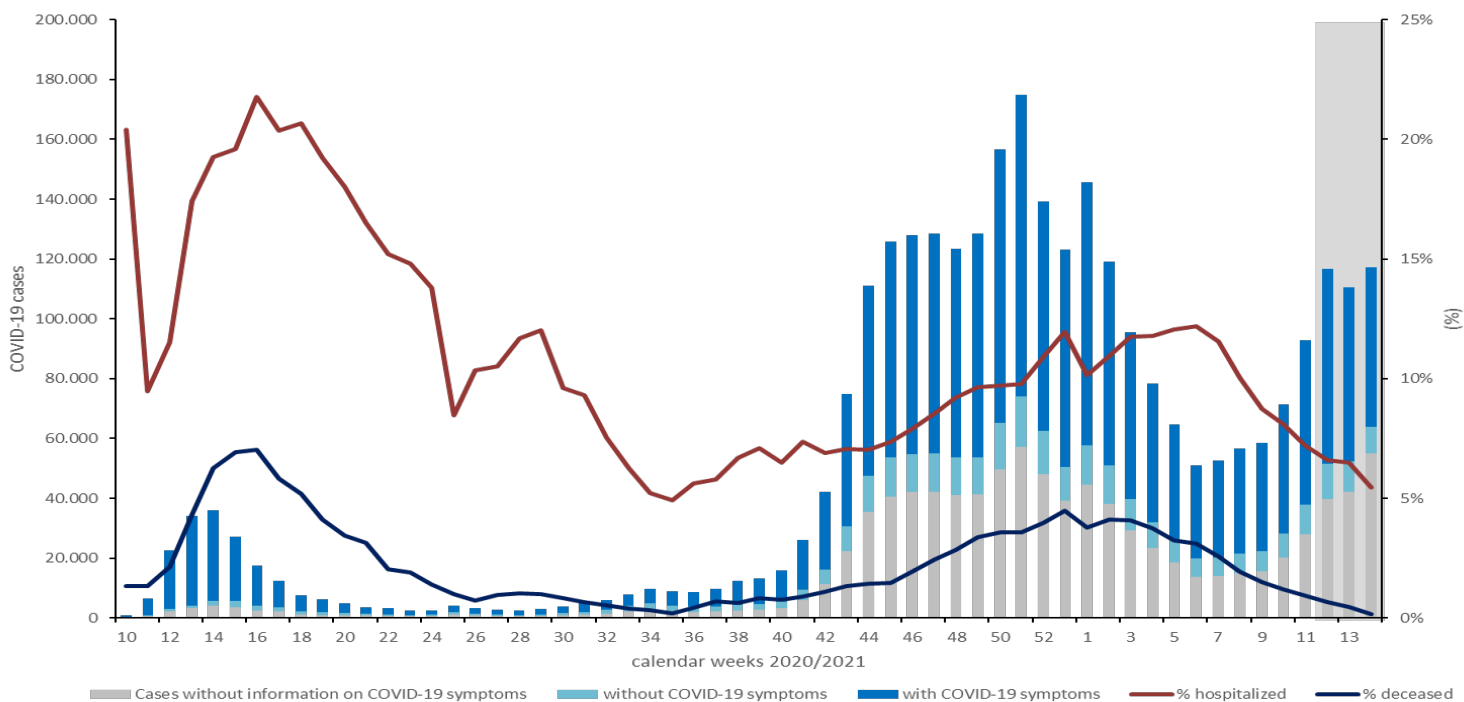


Figure 2: Depiction of COVID-19 cases with or without relevant symptoms and proportion of deceased and hospitalized, in relation to the respective number with corresponding data in weeks 10-53, 2020, and weeks 01-13, 2021 (06/04/2021, 12:00 AM). These numbers/proportions may equally change due to delayed reporting and data corrections. Data from the mandatory surveillance system according to the German Data Protection Act.

Note: The report is a snapshot and is continuously updated.

Figure 3 shows the reported COVID-19 deaths by calendar week according to the date of death. For recent weeks, further reports of deaths among reported cases can be expected.

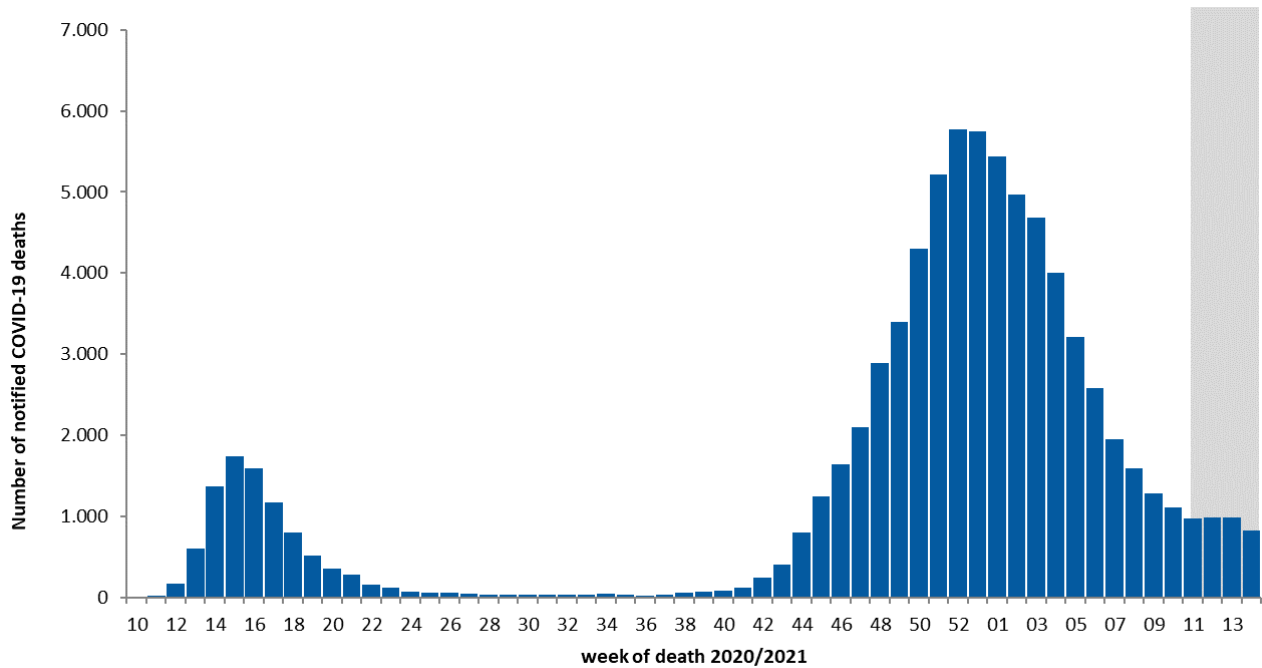


Figure 3: Number of notified COVID-19 deaths according to week of death for the reporting weeks 10-53, 2020, and weeks 01-14, 2021 (13/04/2021, 12:00 AM). Further reports of deaths are expected for weeks 12-14/2021.

Surveys on SARS-CoV-2 laboratory tests in Germany

To assess the SARS-CoV-2 PCR test numbers, data from university hospitals, research institutions as well as clinical and outpatient laboratories throughout Germany are merged weekly at the RKI. These data are ascertained on a voluntary basis and are transmitted to RKI via an internet-based RKI test laboratory survey, via the network for respiratory viruses (RespVir), via the laboratory-based SARS-CoV-2 surveillance established at the RKI (an extension of the Antibiotic Resistance Surveillance (ARS)) and via the enquiry of a professional association of laboratory medicine.

The number of tests, the proportion of positive tests as well as the number of reporting laboratories since the beginning of testing in Germany are shown in table 2. Since laboratories can register and correct the tests of the previous calendar weeks at a later date, it is possible that the ascertained numbers can change retrospectively. It should be noted that the number of tests is not the same as the number of persons tested as the data may include multiple tests of individual patients (Table 2) with data for the last weeks – complete data since beginning of testing are available at (*in German*). The current testing criteria can be found under: www.rki.de/covid-19-testkriterien (*in German*).

Table 2: Number of SARS-CoV-2-laboratory tests in Germany (as of 13/04/2021 12:00 PM)

Calendar week	Number of tests	Tested positive	Proportion positive (%)	Number of reporting laboratories
Up to & incl, week KW04/2021	40,769,022	2,402,325		
5/2021	1,101,499	82,436	7.48	208
6/2021	1,060,602	67,882	6.40	208
7/2021	1,103,231	67,379	6.11	213
8/2021	1,171,798	72,059	6.15	206
9/2021	1,151,639	71,647	6.22	209
10/2021	1,278,442	85,587	6.69	210
11/2021	1,365,514	107,758	7.89	214
12/2021	1,415,220	131,857	9.32	206
13/2021	1,167,760	128,266	10.98	204
14/2021	1,152,511	138,738	12.04	188
Total	52,737,238	3,355,934		

Information from additional RKI based surveillance systems for acute respiratory illnesses

GrippeWeb (“FluWeb”) is a web interface at RKI for monitoring the activity of acute respiratory illness (ARI), utilizing information from the population. In **week 14, 2021**, the ARI rate **remained stable** in total. **The ARI rate decreased in the age group 0 to 14 years, but increased in all other age groups, especially in the age group 35 to 60 years.** Since week 36, 2020, the total ARI rate has been below the level of the previous years, **but now approaches the values of season 2019/20.** Further information can be found under <https://grippeweb.rki.de/>.

The Influenza Working Group (AGI) monitors ARI through a sentinel network on primary care level. In **week 14, 2021**, the overall number of patient visits (consultations) due to ARI (ARI consultation rate) **remained stable**. The ARI consultation rate **decreased for age groups below 15 years, but increased in age groups 15 years and above**. The ARI consultation rate remained on a lower level compared to previous years. Within the virological surveillance of the AGI, respiratory viruses were detected in **56 of 139 sentinel samples (40%)** in **week 14, 2021**. Among those, human seasonal coronavirus (hCoV) was identified in **20 (14%)**, rhinovirus in **17 (12%)** and SARS-CoV-2 in **16 (12%)**. **Parainfluenzavirus and Metapneumonvirus were found in two samples each (2%)**. Further information - both on national and regional level - can be found under <https://influenza.rki.de/> and under <https://influenza.rki.de/Diagrams.aspx?agiRegion=0>.

A third, ICD-10 code-based system monitors severe acute respiratory illness (SARI) in hospitalized patients (ICD-10 codes J09 to J22: primary diagnoses influenza, pneumonia or other acute infections of the lower respiratory tract). The number of SARI cases **remained stable** in **week 13, 2021**. **The number of SARI cases increased in the age groups below 35 years, especially for the age group 0 to 4 years. In the age groups 60 years and above, the number decreased slightly. The number of SARI cases in age group 35 to 59 years remained on a very high level.** Of all reported SARI cases in **week 13, 2021**, **60%** were diagnosed with COVID-19 (ICD-10 code U07.1!) (Figure 4). Please note that due to data availability only patients with an ICD-10 Code for SARI as the main diagnosis and hospitalisation duration of up to one week were included in this analysis.

Note: The report is a snapshot and is continuously updated.

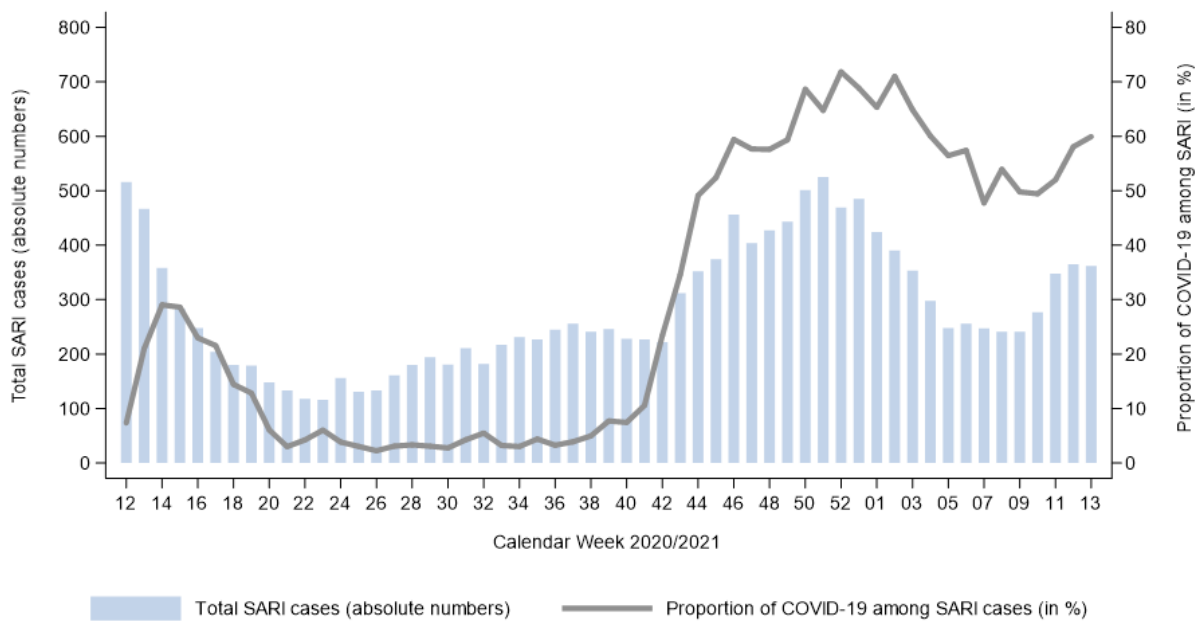


Figure 4: Weekly number of SARI cases (ICD-10 codes J09-J22) and proportion of cases with a diagnosis of COVID-19 (ICD-10 code U07,1!) among SARI cases with duration of hospitalization of up to one week and with date of admission in weeks 12, 2020 to 13, 2021, from 71 sentinel hospitals.

Risk Assessment by the RKI

In view of persistently high case numbers and the current accelerated resurgence of the 7-day incidence, the RKI currently assesses the threat to the health of the general population to be **very high**, it highlights the ongoing community transmission of SARS-CoV-2 as well as the occurrence of many outbreaks especially in households, day-care facilities for children and increasingly in schools as well as and occupational settings.

Against the background of rising occurrence of variants of concern (VOC) with higher infectiousness, a rigorous reduction of physical contacts, usage of protective measures as well as intensive efforts to contain outbreaks and chains of infections are necessary to reduce the number of new infections and to protect vulnerable persons.

On 31/03/2021, the risk assessment was updated with reference to the new SARS-CoV-2 variants. The current version can be found here: <http://www.rki.de/covid-19-risikobewertung> (in German).

Measures taken in Germany

- As of April 7th 2021, the recommendation for contact management in Germany did change. Further information is available (07/04/2021, *in German*)
www.rki.de/covid-19-kontaktpersonen
- Epidemiological Profile of SARS-CoV-2 und COVID-19 (24/02/2021, *in German*)
https://www.rki.de/DE/Content/InfAZ/N/Neuartiges_Coronavirus/Steckbrief.html
- Information on the designation of international risk areas
<http://www.rki.de/covid-19-risikogebiete>
- Seroepidemiological studies in Germany (04/02/2021)
www.rki.de/covid-19-serostudies-germany
- Entry restrictions to Germany for travelers from countries designated as regions with variants (30/01/2021; *in German*)
https://www.rki.de/DE/Content/InfAZ/N/Neuartiges_Coronavirus/Transport/CoronaSchV_Mutationen.pdf?
- German electronic Sequencing-Data-Hub (DESH, Deutscher elektronischer Sequenzdaten-Hub, *in German*)
www.rki.de/covid-19-desh
- Recommendations on COVID-19-vaccination (*in German*)
www.rki.de/covid-19-impfempfehlung
- Further governmental resolutions regarding additional containment measures (Lockdown, *in German*)
<https://www.bundesregierung.de/breg-de/themen/coronavirus/mpk-beschluss-corona-1834364>
- National Testing Strategy – who will be tested for SARS-CoV-2 in Germany (*in German*)
www.rki.de/covid-19-teststrategie
- Important information and guidance on SARS-CoV-2 for returning travellers (*in German*)
www.rki.de/covid-19-reisende
- Selected and regularly updated information on COVID-19
<https://www.rki.de/covid-19-en>
- The ministry of health has published a record of all measures implemented in Germany since 27/01/2020 (*in German*)
<https://www.bundesgesundheitsministerium.de/coronavirus/chronik-coronavirus.html>
- Information from the Ministry of Health for travellers entering Germany: Frequently asked questions and answers (*in German*)
<https://www.bundesgesundheitsministerium.de/coronavirus-infos-reisende/faq-tests-einreisende.html>
- Corona-Warn-App
www.rki.de/covid-19-warnapp-en
- Information on regulations at the regional level regarding control measures such as physical distancing or quarantine regulations for persons entering from other countries can be accessed here (*in German*):
<https://www.bundesregierung.de/breg-de/themen/coronavirus/corona-bundeslaender-1745198>

Further information sources

- Information by the German government in multiple languages (Arabic, Dari, English, Farsi, French, Russian, Turkish)
<https://www.bundesregierung.de/breg-de/themen/coronavirus/coronavirus-covid>
- COVID-19-Dashboard
<https://corona.rki.de/>
- Other data tables
www.rki.de/covid-19-fallzahlen
www.rki.de/covid-19-altersverteilung
www.rki.de/covid-19-tabelle-klinische-aspekte
www.rki.de/covid-19-ausbruchsdaten
www.rki.de/covid-19-nowcasting
- German situation reports
www.rki.de/covid-19-situationsbericht
- Vaccination
<http://www.rki.de/covid-19-impfquoten>
<https://impfdashboard.de/>
- Intensive care registry
<https://www.intensivregister.de>
- Report of SARS-CoV-2 variants in Germany. especially of VOC B.1.1.7
www.rki.de/covid-19-voc-berichte

Annex

- ¹ The difference to the previous day is based on the date cases are received at RKI. Due to delay in data transmission, cases from preceding days may be included.
- ² Active cases were calculated from the number of transmitted cases minus deaths and the estimated number of recovered cases.
- ³ The algorithm for estimation of recovered cases considers information on disease onset and hospitalization, but not for late effects, because such data are not recorded regularly.